

Snow/Igloo Project

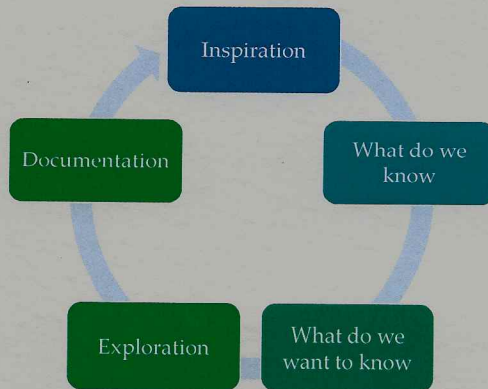
WAS Pre-Kindergarten December 2015

Snow/Igloo Project

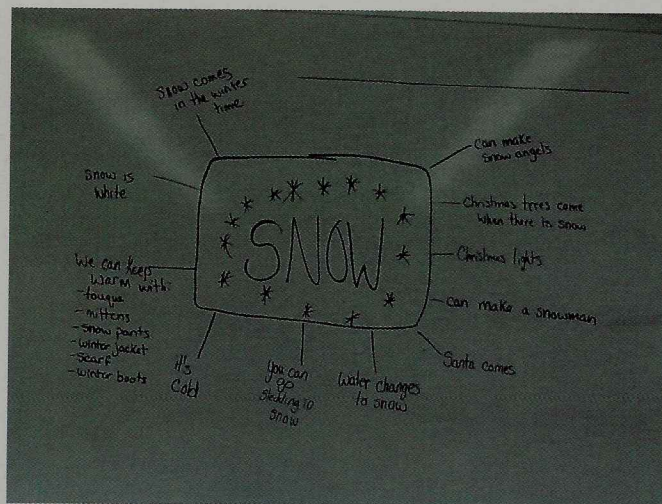
- Teacher Alysa Marchand
- EA's: Lindsey Furman, Rhonda Nash
- Children aged 3-5
- Students attended school Monday's – Thursday's from 9:00 – 11:30 and every other Friday 9:00 – 11:30

	Group A
5 year olds (2010)	2
4 year olds (2011)	10
3 year olds (2012)	3

Process




- I created a web about "Snow" and where I thought the topic could lead with the students
- Then I started a "Snow" web with the students and had them tell me all that they knew about snow
- After that we came up with some questions about snow and what we wanted to learn more about
- From there I provided some invitations for the students in the classroom to explore and learn from



Our inspiration web! Ms. Marchand wrote the word snow up on the board and the Pre-Kindergarten students came up with a list of things that you can do and make with snow.

Do you like marshmallows in your hot chocolate?



As a class we talked about ways we can stay warm in the winter and ways that we can warm up once we have been outside. The class came up with hot chocolate as one of the ways to stay warm.

The Pre-K students were asked whether or not they liked marshmallows in their hot chocolate. They then had to put their name under the yes or no column. Then the students compared which side had more than the other and which side had less than the other.

After we had discussed our chart the students were treated to a cup of hot chocolate before they went home for the day!



Language and Literacy


Songs and Poems

I'm a Little Snowman (I'm a Little Teapot)

I'm a little snowman short and fat
Here are my buttons, here is my hat
When the sun comes out I can not play
I just slowly melt away





Story Books




Fine Motor Activities

We came up with a few different activities to build on fine motor skills but still included the "snow" theme.



Do you want to build a snowman?!



Building the Igloo

The Pre-K class started the building of their igloo at the beginning of December 2015.

Ms. Marchand sent home letters to the Pre-K parents and WAS staff to bring in 4L milk jugs as they finished them to help us with our project.

Slowly over the month of December and into the month of January the milk jugs rolled in.



Ms. Marchand along with the Pre-K class, Mrs. Nash and Ms. Furman glued all of the pieces together.



It's getting bigger and bigger!



It's all finished!



Our Igloo was "completed" March 22, 2016! We weren't able to finish the top as it kept collapsing in on us!


The students use the Igloo as a quiet place to play and read during school time!



Family Event

For our December Family Event, parents were asked to help their child build an igloo using a hot glue gun and sugar cubes! These are their creations!







Outside Play

What can we do in the snow?!



We can walk carefully on the ice! How much ice is under the snow?!



We can make snowballs!



We can make snow angels!